



Community & Residential
Parenting Assessment Services






We believe that every child has the right to grow up in a **secure and loving** environment.

Most experts are agreed that early intervention improves outcomes. However, there are several interpretations as to what this intervention may look like, and how it can work for each family.

We founded Resolve to breathe new energy and resolution into this increasingly acute issue. We believe that every child has the right to grow up in a secure and loving environment. That every child should and be free to achieve their full potential. And that intervention at the earliest opportunity can make a real difference to people's lives.

Our centres are sited in residential areas, close to parks and shops, to encourage personal and family development as well as a sense of community and belonging.







Steph Sollosi, our founder, understands the challenges professionals face in the ever changing landscape **of health and social care**

She has a background as a Registered Sick Children's Nurse and spent many years working with families both as a children's nurse and parenting specialist, helping young parents cope with the challenges of raising children.

She has also worked in strategic roles at local, regional and national levels, developing and monitoring children's services. So she understands the challenges professionals face in the ever changing landscape of health and social care.

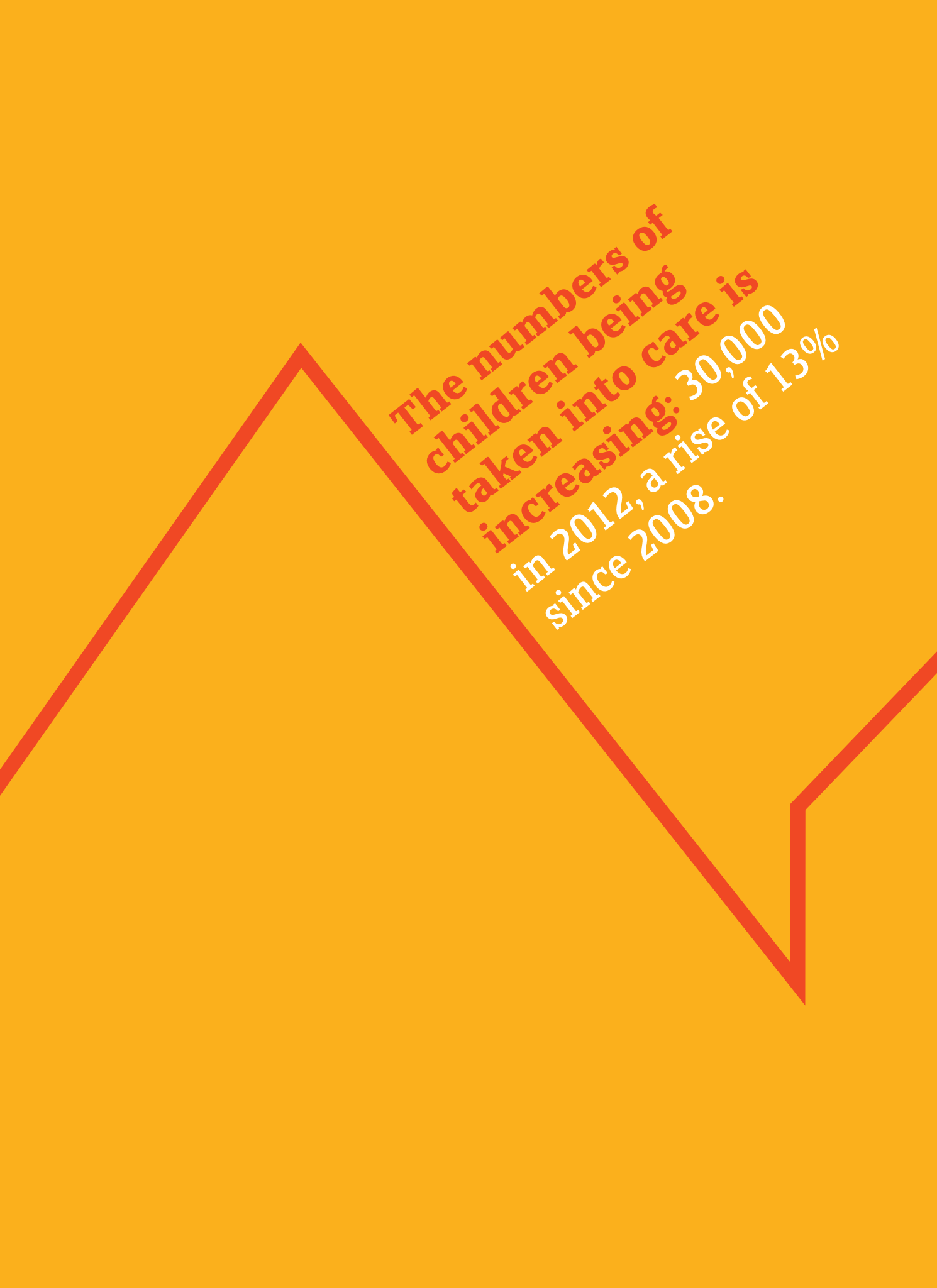
Her desire to give both children and young parents better life opportunities, drove Steph to create Resolve. She is determined to provide the best possible support and environment for troubled families.

“I've got four children and I want the stability and chances they've enjoyed to be available to all children.”

Parents who grow up in
difficult environments
can often struggle to
give their own children
care and support.
We resolve to

break that cycle

of circumstance and
give every child the
opportunity they deserve.




The numbers of children being taken into care is increasing: 30,000 in 2012, a rise of 13% since 2008.

The right support at the right time

The costs to society are huge, both in terms of health and social care. *However, research shows that early intervention and the right support can make a real difference.*

Resolve is set up to give children and their parents the support they need, as soon as possible. Early intervention can keep the children out of long-term care and improve the chances of families staying together.





In comfortable
and secure surroundings,
families are able to
rediscover the
heart of their home.

Caring, practical support

In our purpose built accommodation we're able to assess and care for families – without them having to move from one department to another, or one organisation to another. We have access to a wide range of professionals all under one roof.

Our background in the health sector means we take a very practical hands-on approach. And we believe in giving families continuity of care and ongoing support when they return home.

If we can break the cycle, these children stand a chance of growing up to be better parents themselves.

“How many more reports need to provide indisputable evidence that early help works for children, families and society as a whole before early help is given the **emphasis it deserves?**”

Helen Donohoe, Action for Children



Every bedroom has the advantage of en-suite facilities and the common areas are **regularly maintained to the highest standards.**

Our resources

Children and young parents in need of support are exceptionally vulnerable. Our purpose built centre gives them comfort, privacy and protection while we assess their needs and provide the research-based interventions that will help them.

Our centre facilities are built to a very high standard. Every bedroom has the advantage of en-suite facilities and the common areas are regularly maintained to the highest standards.

In these comfortable and secure surroundings, families are able to rediscover the heart of their home.

We offer assessment and intensive intervention based in families own homes, as part of the assessment process we may recommend a brief period of residential assessment and support if necessary. We will work closely with commissioners of our service to ensure the most appropriate and safest service is offered to meet the needs of the family.

Our approach

We take a precise personalised approach from the start. We review records and make an initial assessment of the family. A tailor made programme that works for each individual child and family is then prepared. And we will always want to follow up the programme with support at home.

Our people

We work with staff from a range of professions and backgrounds to support families in every aspect and help them achieve their full potential:

- Social workers
- Mental health specialists
- Children's nurses
- Health visitors
- Midwives
- Psychiatrists and Psychologists
- Teachers

All our staff are highly experienced, and all are registered with their professional bodies with enhanced CRB clearance. We also invest in regular training updates and have a vigorous process of supervision.

f	m	y	f	a	i
y	a	f	i	l	f
f	y	m	a	l	m
a	f	a	i	m	y
f	m	i	a	l	m
i	l	f	m	a	y

A yellow line starts at the top-left cell containing 'f', moves diagonally down and to the right, passing through the cells containing 'y', 'a', 'm', 'a', 'i', 'm', 'a', 'l', 'm', 'a', 'l', 'm', and finally ends at the bottom-right cell containing 'y'.

We use the tools to create and deliver an in-depth programme of support and learning tailored to the **individual needs of each family.**

Rigorous assessment

We use a variety of evidence-based tools in a systematic approach to assessment, analysis and intensive intervention planning – in line with recommendations from the Departments of Health and Education.

Proven tools with expert support

As well as our own methodology we use tried and tested assessment tools including:

- The Home Observation for Measurement of the Environment (HOME) inventory (Cox and Walker 2002).
- The Child Protection Decision Making SAAF instruments. (A.Bentovim et al February 2012).

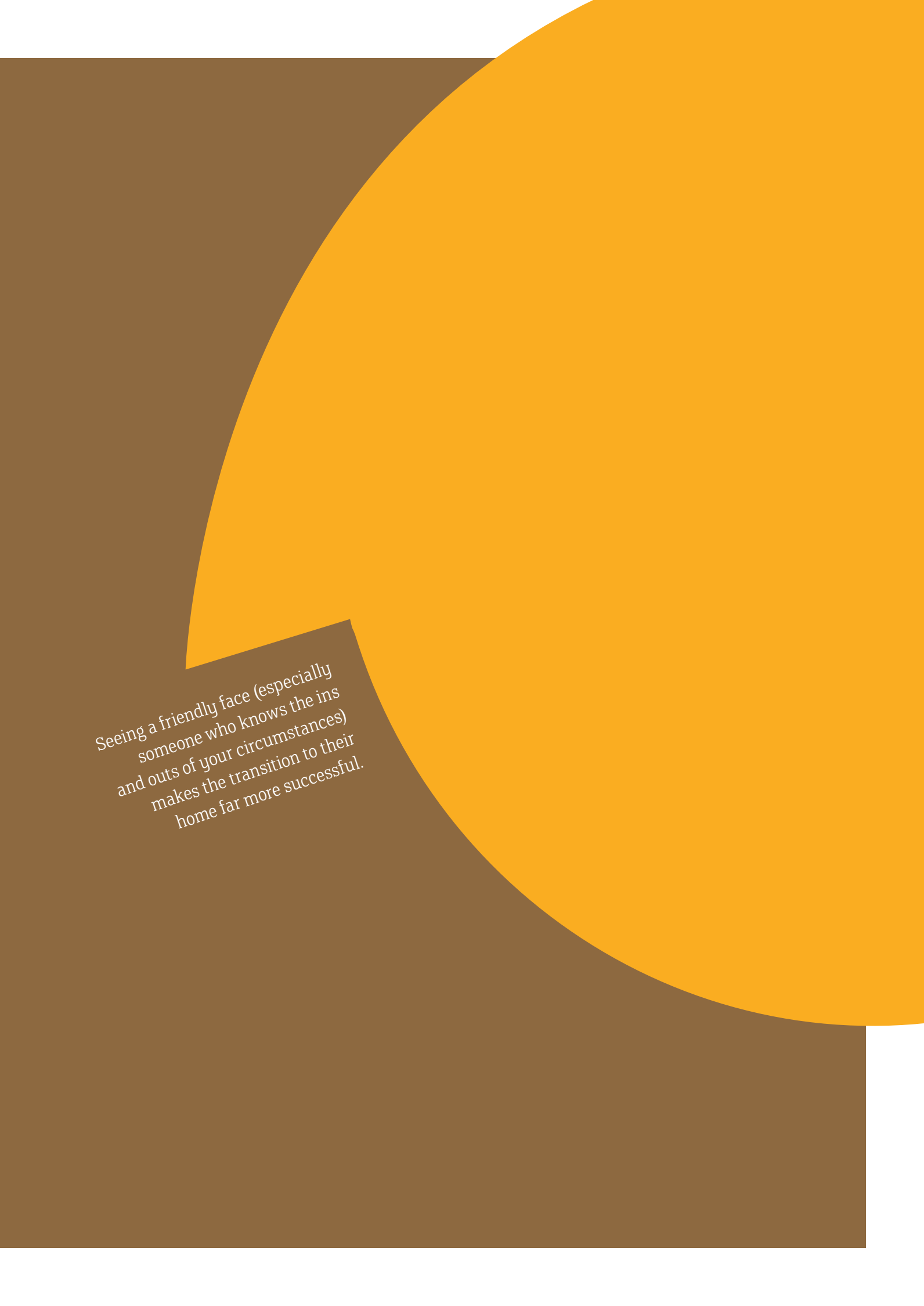
Commissioning agencies receive regular updates on the progress of the child and family. We provide robust written reports that are thorough enough to be used in Court. Our specialist team work with the child, their family, the wider community and the local authority to create the best outcome for everyone.



Our support goes home too

Too often, children and families are let down by a lack of continuity. So we do everything we can to ensure we provide continual and cohesive support when we relocate children and families to their homes.

Our outreach programmes give families and children reassuring consistency in care and communication. All of our staff work across our residential sites and within the community.



Seeing a friendly face (especially
someone who knows the ins
and outs of your circumstances)
makes the transition to their
home far more successful.



We are devoted
to the cause of
giving children the
chance to grow
up in a **caring
environment.**

With our early intervention,
expert assessment and
practical support, we
provide children and their
families with the skills and
opportunities they need for
a secure and safe future.



re-solveuk.com

Suite 14, Chantal House, 13-17 High Beech Road Loughton Essex IG10 4BN .

Tel: 020 8500 0066 Email: enquiries@re-solveuk.com